



Improvising with Malagueña

Use the Phrygian Mode for your improvisations.
You can also use the A Natural and Harmonic Minor scales.



Malagueña

Spanish Traditional



Malagueña Improvisation 1

For this improvisation play Malagueña as above but change the rhythms of the notes of Line 3.

Example:



Malagueña Improvisation 2

For the next improvisation replace the notes of Line 3 with an improvisation that complements the piece. You may choose to change the rhythm or use the rhythm as notated.

3

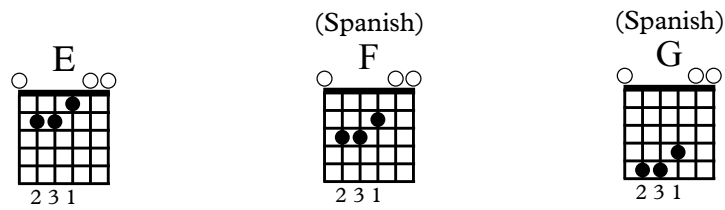
Malagueña Improvisation 3

For the following improvisation, improvise the missing bars. You may choose to play crotchets only or play the p,i technique and continue the open E played with Finger i.

0
0
1
2

Malagueña Improvisation 4

For this improvisation use the following chords to make up a strummed chord progression to use as an Intro, Interlude and Coda for Malagueña.



Example:

(Spanish) E F E E

(Spanish) E (Spanish) G (Spanish) F E

Please note: the Interlude replaces the last bar of Line 2 and the Coda replaces the last bar of Line 4.

In Music Notation:

Malagueña Improvisation 5

For this improvisation you can combine all your ideas from the four Malagueña Improvisations.

Olé!